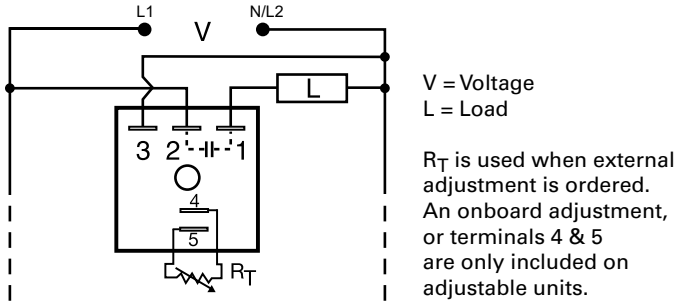


# TSDR SERIES



## Wiring Diagram



## Description

The TSDR Series is an ON/OFF or OFF/ON recycling timing module designed to control metering pumps, chemical valves, flash lamps, or use in energy saving or duty cycling applications. The TSDR Series is designed for more demanding commercial and industrial applications where small size and accurate performance are required. The factory calibration for fixed time delays is  $< \pm 5\%$ . The repeat accuracy, under stable conditions, is 0.5% of the time delay. The TSDR Series is rated to operate over an extended temperature range. Time delays of 0.1 seconds to 1000 minutes are available. The output is rated 1A steady and 10A inrush. The modules are totally solid state and encapsulated to protect the electronic circuitry.

### Operation (Recycling - ON Time First)

Upon application of input voltage, the output energizes and the T1, ON time begins. At the end of the ON time, the output de-energizes and the T2, OFF time begins. At the end of the OFF time, the output energizes and the cycle repeats as long as input voltage is applied.

**Reset:** Removing input voltage resets the output and time delays, and returns the sequence to the T1 ON time.

### Operation (Recycling - OFF Time First)

Upon application of input voltage, the T2 OFF time begins. At the end of the OFF time, the T1 ON time begins and the load energizes. At the end of the T1, T2 begins and the load de-energizes. This cycle repeats until input voltage is removed.

**Reset:** Removing input voltage resets the output and the sequence to T2 OFF time.

## Ordering Information

MODEL	INPUT VOLT.	ADJUST.	T1 ON TIME	FIRST DELAY	T2 OFF TIME
TSDR215SB18M	24VAC	Fixed	5s	Off time	18m
TSDR415SB18M	120VAC	Fixed	5s	Off time	18m
TSDR4412SA1	120VAC	On time fixed, off external	12s	On time	1 - 100s
TSDR442MA2	120VAC	On time fixed, off external	2m	On time	10 - 1000s
TSDR4430SA2	120VAC	On time fixed, off external	30s	On time	10 - 1000s
TSDR610.2SA0.2S	230VAC	Fixed	0.2s	On time	0.2s
TSDR6110SA30S	230VAC	Fixed	10s	On time	30s
TSDR612.5SA4.5S	230VAC	Fixed	2.5s	On time	4.5s
TSDR615SB18M	230VAC	Fixed	5s	Off time	18m
TSDR6412SA1	230VAC	On time fixed, off external	12s	On time	1 - 100s

If you don't find the part you need, call us for a custom product 800-843-8848

## Features & Benefits

FEATURES	BENEFITS
<b>Microcontroller based</b>	Repeat accuracy +/- 0.5%, Factory calibration +/- 5%
<b>1A steady, 10A inrush solid-state output</b>	Provides 100 million operations in typical conditions
<b>Totally solid state and encapsulated</b>	No moving parts to arc and wear out over time and encapsulated to protect against shock, vibration, and humidity
<b>Wide operating temperature range: -40° to 75°C</b>	Reliable in demanding commercial and industrial applications
<b>Compact, low cost design measuring 2 in. (50.8mm) square</b>	Allows flexibility for OEM applications

## Accessories



### P1004-95, P1004-95-X Versa-Pot

Panel mountable, industrial potentiometer recommended for remote time delay adjustment.



### P1023-6 Mounting bracket

The 90° orientation of mounting slots makes installation/removal of modules quick and easy.

# TSDR SERIES

## Accessories



**P7000-7 Versa-Knob**  
Designed for 0.25 in. (6.35 mm) shaft of Versa-Pot. Semi-gloss industrial black finish.



**P1015-13** (AWG 10/12), **P1015-64** (AWG 14/16), **P1015-14** (AWG 18/22) **Female Quick Connect**  
These 0.25 in. (6.35 mm) female terminals are constructed with an insulator barrel to provide strain relief.



**P1015-18 Quick Connect to Screw Adapter**  
Screw adapter terminal designed for use with all modules with 0.25 in. (6.35 mm) male quick connect terminals.



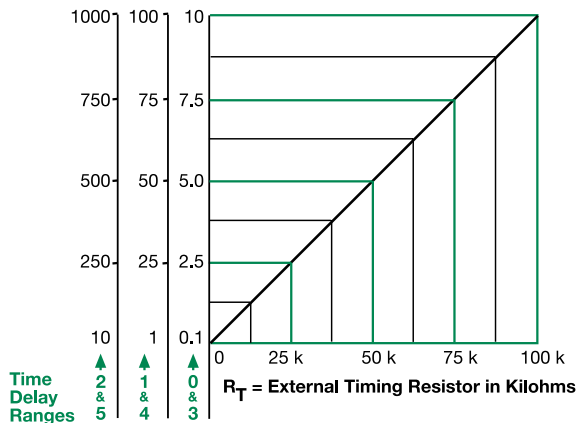
**C103PM (AL) DIN Rail**  
35 mm aluminum DIN rail available in a 36 in. (91.4 cm) length.



**P1023-20 DIN Rail Adapter**  
Allows module to be mounted on a 35 mm DIN type rail with two #10 screws.

## External Resistance vs. Time Delay

In Secs. or Mins.

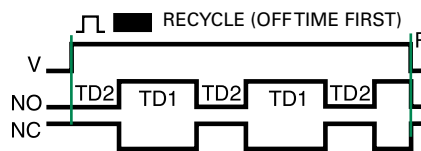
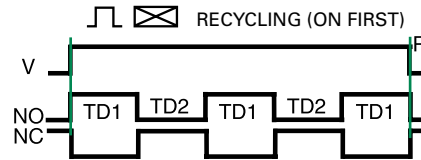


**This chart applies to externally adjustable part numbers.**  
The time delay is adjustable over the time delay range selected by varying the resistance across the  $R_T$  terminals; as the resistance increases the time delay increases.

When selecting an external  $R_T$ , add the tolerances of the timer and the  $R_T$  for the full time range adjustment.

**Examples:** 1 to 50 S adjustable time delay, select time delay range 1 and a 50 K ohm  $R_T$ . For 1 to 100 S use a 100 K ohm  $R_T$ .

## Function Diagrams



V = Voltage  
NO = Normally Open Contact  
NC = Normally Closed Contact  
TD1, TD2 = Time Delay  
R = Reset

## Specifications

### Time Delay

**Range** 0.1s - 1000m in 6 adjustable ranges or fixed  
**Repeat Accuracy**  $\pm 0.5\%$  or 20ms, whichever is greater

### Tolerance

(Factory Calibration)  $\leq \pm 5\%$

### Reset Time

$\leq 150\text{ms}$

### Time Delay vs Temp. & Voltage

$\leq \pm 5\%$

### Input

**Voltage** 24, 120, or 230VAC

### Tolerance

$\pm 20\%$

### AC Line Frequency

50/60 Hz

### Power Consumption

$\leq 2\text{VA}$

### Output

#### Type

Solid state

#### Maximum Load Current

1A steady state, 10A inrush at 60°C

#### Off State Leakage Current

$\approx 5\text{mA}$  @ 230VAC

#### Voltage Drop

$\approx 2.5\text{V}$  @ 1A

### Protection

#### Circuitry

Encapsulated

#### Dielectric Breakdown

$\geq 2000\text{V}$  RMS terminals to mounting surface

#### Insulation Resistance

$\geq 100\text{M}\Omega$

### Mechanical

#### Mounting

#### Dimensions

Surface mount with one #10 (M5 x 0.8) screw

**H** 50.8 mm (2"); **W** 50.8 mm (2");

**D** 30.7 mm (1.21")

0.25 in. (6.35 mm) male quick connect terminals

### Termination

### Environmental

#### Operating/Storage

##### Temperature

-40° to 75°C / -40° to 85°C

##### Humidity

95% relative, non-condensing

##### Weight

$\approx 2.4\text{oz}$  (68 g)